

Instructor Guide

FDIC

Money
Smart



PAYING FOR COLLEGE AND CARS



FDIC Money Smart for Young Adults



Building: Knowledge, Security, Confidence

Table of Contents

Module 7: Paying for College and Cars Layering Table.....	3
Getting Started	5
Purpose	5
Presentation Time	5
Materials and Equipment.....	5
Module Activities	5
Icons.....	6
Character Usage	7
Checking In.....	9
Welcome	9
Introductions.....	9
Purpose.....	9
Objectives	10
Agenda and Ground Rules.....	10
Student Materials	10
What Do You Know?	11
Pre-Assessment.....	11
Installment Loan Basics	15
Loan Approval	19
Car Loans.....	21
How to Pay for College.....	37
Module Summary	54
Knowledge Check	55
Glossary.....	59
For Further Information	61

Module 7: Paying for College and Cars Layering Table

Please read the Layering Table Instructions in the *Guide to Presenting Money Smart for Young Adults*.

Pages	Time (Min.)	Topic	Subtopic & Activities	Target Audiences
9-14	5	Checking In		<ul style="list-style-type: none"> Everyone
15-18	20	Installment Loan Basics	Definition and types of installment loans, secured and unsecured installment loans, collateral, benefits of unsecured loans, unsecured loan tips <ul style="list-style-type: none"> Activity 1: Cost of Installment Loans 	<ul style="list-style-type: none"> Those with loans, seeking loans, or those who may use loans in the future
19-20	10	Loan Approval	The Four Cs of loan decision making: capacity, capital, character, collateral <ul style="list-style-type: none"> Activity 2: Loan Approval 	<ul style="list-style-type: none"> Anyone who may apply for a loan or credit card
21-36	30	Car Loans	Where to get information; financing a car; where to obtain a car loan; financing through banks, credit unions, and car dealers; auto financing tips, repayment terms, car title loans <ul style="list-style-type: none"> Activity 3: Car Loans versus Car Leases Activity 4: Beware of Dealer-Lender Relationships Activity 5: Beware of Car Title Loans 	<ul style="list-style-type: none"> Anyone who wants to purchase or lease a car Those who own a car and are considering using the equity to get “quick cash” through a car title loan
37-53	30-45	How to Pay for College	Financial aid overview, tips to getting aid, Free Application for Federal Student Aid (FAFSA SM),	<ul style="list-style-type: none"> Those who plan to continue their education after high school Students already in

Module 7: Paying for College and Cars Layering Table

Please read the Layering Table Instructions in the [*Guide to Presenting Money Smart for Young Adults*](#).

Pages	Time (Min.)	Topic	Subtopic & Activities	Target Audiences
			federal student aid programs, scholarships, grants, federal loans, nonfederal loans, federal work-study programs, other ways to offset the costs of college, calculate college costs, the Cost of College Calculator <ul style="list-style-type: none"> Activity 6: Ways to Pay for College 	college who want a basic overview of the options for financing a college education
54	5	Module Summary		<ul style="list-style-type: none"> Everyone
55-58	5	Knowledge Check		<ul style="list-style-type: none"> Everyone

Getting Started

Purpose

The *Paying for College and Cars* module provides general information on installment loans, including car loans and student loans.

Presentation Time

Each topic has an approximate completion time listed in the *Paying for College and Cars* Layering Table. Use the suggested times to personalize the module based on your students' needs and the given time period. Allow extra time for activities and questions when teaching larger groups.

Materials and Equipment

The materials and equipment needed to present all of the *Money Smart for Young Adults* modules are listed in the *Guide to Presenting Money Smart for Young Adults Curriculum*. Review the guide thoroughly before presenting this module.

Module Activities

- Activity 1: Cost of Installment Loans
- Activity 2: Loan Approval
- Activity 3: Car Loans versus Car Leases
- Activity 4: Beware of Dealer-Lender Relationships
- Activity 5: Beware of Car Title Loans
- Activity 6: Ways to Pay for College

Icons

The following icons are used throughout the Instructor Guide and Participant Guide to indicate what type of activity will be conducted.

**Learning Objectives**

List the objectives to set the stage for learning.

**Flip Chart**

Use a flip chart to document students' comments or write important points for students to remember.

**Presentation**

Present information or demonstrate an idea.

**Review**

Refer students to and summarize material provided in the Participant Guide.

**Activity**

Guide students through an activity to support their learning.

**Assessment**

Direct students to take a short test.

**Discussion**

Facilitate a discussion about a topic as directed.

**Ask a Question**

Present a problem or question for discussion.

Character Usage

The following characters will be used in the situational comic strips in the module to show the students a real-world application of the content. The comic strips and characters can be used to facilitate discussions related to the module content.



Jasmine

Jasmine is an 11th grade student at Lakeview High School. Her activities include hanging out with friends and going shopping. In school, her favorite subject is English and she also swims on the swim team. She works part time on the weekends around the holidays in her aunt's gift shop nearby, and has a younger brother named Dominique. Jasmine wants to attend an in-state college and plans to be an exercise physiologist.



Todd

Todd, a sophomore at Lakeview High School, is shy with a very sarcastic sense of humor. He is always avoiding social situations because he comes from a lower-income family and cannot afford to do the things the other teens are doing. He is very intelligent and is planning to attend college, but he is not sure how he will pay for it or where he will go. Todd works part-time at a fast food restaurant and the local grocery store, and is saving all he can for college.



Ramón

Ramón was born in the United States (U.S.), but his parents are from Peru; they came here when they were teenagers themselves. Ramón is 18 and preparing to graduate from Lakeview High School. He will be attending college on a soccer scholarship and studying mechanical engineering, since his dream job is to work for NASA. Ramón has a little sister, and an older brother who is a pilot in the Air Force. He likes to take his girlfriend to the movies or to play mini golf with the money he earns

working as a technician at a local computer shop.

**Grace**

Grace is an artistic student who wants to go to Fashion Design School after she graduates high school, but her parents want her to go to college. She does not really fit in to the “high school scene,” but the teachers really see potential in her to do great things. She works at a clothing store at the mall, and spends her free time on fashion sketches. Since her parents are totally against Grace going to Fashion Design School, she is very careful with her money so she can continue to buy design supplies.

Checking In

Welcome



Welcome to *Paying for College and Cars*! Understanding installment loans is important when using loans to make purchases and pay for college. This training will help you understand what installment loans are all about.

Introductions



Before we get started, I will share a little about myself and I would like to know a little bit about you.

[Introduce yourself and share a little of your background and experience.]

Record students' expectations, questions, and concerns on chart paper. If there is anything you will not teach, tell students where the information can be obtained (e.g., another module, a website). Check off their responses at the end of the training to show that the lesson content met their expectations.

As you introduce yourself, state:

- Your expectations
- Questions and/or concerns about the training content

Purpose



The *Paying for College and Cars* module provides general information about installment loans, including car loans and student loans. When you have completed this module, you will be able to describe the characteristics of consumer installment loans and be able to choose loans that are best for you.

Slide 2: Purpose

Objectives



Objectives

- Differentiate between secured and unsecured installment loans
- Identify the factors lenders use to make loan decisions
- Identify the questions to ask when purchasing a car
- Describe various types of college loan programs



Slide 2: Objectives

After completing this module, you will be able to:

- Differentiate between secured and unsecured installment loans.
- Identify the factors lenders use to make loan decisions.
- Identify the questions to ask when purchasing a car.
- Describe various types of college loan programs.

Agenda and Ground Rules



In addition to me presenting material to you, we will have classroom and small group discussions and exercises that allow you to practice what you have learned.

If you have experience or knowledge in some aspect of the material, please share your ideas with the class. One of the best ways to learn is from each other. You might be aware of some method that has worked well for you or some pitfall to avoid. Your class contribution will enhance the learning experience. If something is not clear, please ask questions!

Student Materials

Refer students to the Participant Guide. Review its contents and organization.

Each of you has a copy of the *Paying for College and Cars Participant Guide*. You will be able to take it home and use it as a reference. It contains:

- Information and activities to help you learn the material
- Tools and instructions to complete the activities
- Checklists and tip sheets
- A glossary of the terms used in this module

What Do You Know?



Use the Pre-Assessment to gauge students' prior knowledge of the content, and customize your presentation focusing on content with which they are the least familiar.

Before we begin we will see what you know about banking services.

Take a few minutes to complete the Pre-Assessment beginning on page 6 of your Participant Guide. It will not be scored and you will be able to determine whether you answered each question correctly as we progress through the module.

Which questions were you unsure of or unable to answer?

[Note: If time is limited, make sure you cover these content areas.]

What questions do you have about the module overview?



Pre-Assessment

1. What is a secured loan?
 - a. **A loan in which you pledge collateral (something of value like a house or car) to the lender**
 - b. A loan where no collateral is needed
 - c. A low interest-rate loan
 - d. A loan that can be approved quickly
2. When you finance a car, the car then becomes _____ for the loan.
 - a. Payment
 - b. Credit
 - c. **Collateral**
 - d. The title
3. Which of the following should you consider when deciding on whether to finance or lease a car?
 - a. Wear and tear
 - b. Monthly payments
 - c. Mileage limitations
 - d. **All of the above**

4. What is the first step in applying for financial aid?
 - a. Talk with you financial advisor
 - b. Complete the Free Application for Federal Student Aid (FAFSA)**
 - c. Apply to a college
 - d. Calculate the cost of college

5. Which of the following describe an installment loan? Select all that apply.
 - a. A loan that is repaid in equal amounts**
 - b. A loan that is repaid in varying amounts
 - c. A loan that must be repaid in a specific period of time (e.g., 5 years)**
 - d. An open line of credit or loan that is not limited to a specific period of time

6. Unsecured installment loans are generally used to pay for:
 - a. Cars
 - b. Education**
 - c. Home
 - d. Furniture or computers purchased through store financing or rent-to-own services

7. _____ is the dollar amount the loan will cost, including interest, service charges, and loan fees.
 - a. Annual Percentage Rate (APR)
 - b. Finance charge**
 - c. Collateral
 - d. Pre-approval

8. Which of the following refers to how you have paid bills or debts in the past? This is one of the Four Cs lenders use to determine wither to grant you a loan.
 - a. Capacity
 - b. Capital
 - c. Character**
 - d. Collateral

9. Where can you obtain a car loan?
- a. Banks/thrifts
 - b. Credit unions
 - c. Car dealerships
 - d. Finance companies
 - e. All the above**
10. When comparing loans, you should choose the loan:
- a. With the lowest monthly payment
 - b. With the lowest APR**
 - c. That covers the entire cost so you do not have to make a down payment
 - d. With a longer term (e.g., 7 years) so the payments will be more affordable
11. Which of the following need to be paid back (with interest) after you finish or leave school?
- a. Scholarships
 - b. Grants
 - c. Federal student loans**
 - d. Federal Work-Study (FWS) earnings
12. Which of the following might you receive if you fit a particular profile (e.g., hold a high grade point average or have a special talent in athletics or in music)?
- a. Scholarships**
 - b. Grants
 - c. Federal student loans
 - d. Federal Work-Study (FWS) loan
13. In addition to tuition, what are some other costs associated with going to college?
- a. Books and supplies
 - b. Food and housing
 - c. Personal and medical expenses
 - d. All of the above**

14. What is a car title loan?
- a. A low-interest rate loan
 - b. A short-term loan (e.g., 1 month) that allows you to use your car as collateral**
 - c. A longer term loan (e.g., 3–5 years) that allows you to purchase a car
 - d. A loan that allows you to combine debts into a single loan



20 minutes Installment Loan Basics



This section will help you gauge how much students know about installment loans. Share or have students read the comic strip on slide 3 or page 9 of their Participant Guide.

Paying for College



Slide 3: Paying for College

You can see that Todd and Ramón are both finding out that college is going to be very expensive. Even though Ramón has a scholarship, he will soon find out that there will be many other items and services to pay for when he goes to college.

What are some ways Todd and Ramón can pay for college and other expenses? *Answers may include scholarships, student loans, working, and asking parents for assistance.*

What is the difference between a scholarship and a loan? *A loan is money you borrow and must pay back with interest. You do not need to pay back a scholarship.*

Installment Loans

- Money you borrow and repay:
 - In fixed monthly payments or installments
 - Over a set period of time, usually several years



Slide 4: Installment Loans

What is an Installment Loan?

Generally an installment loan is when you borrow a specific amount of money and repay it in fixed monthly payments, or installments, within a set period of time. Installment loans are usually repaid over several years.

An installment loan is different from open-end credit (e.g., credit cards). With open-end credit, the lender allows you to borrow against a preapproved credit line, and your payments

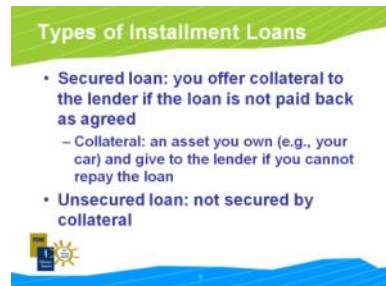
depend on how much you borrow.



Types of Installment Loans

There are two types of installment loans:

- Secured loans
- Unsecured loans



Slide 5: Types of Installment Loans

Secured Installment Loans

A *secured installment loan* is one in which you offer collateral for the loan. You must give up the collateral to the lender if the loan is not paid back as agreed. A car loan is an example of a secured installment loan.

The interest rates for secured installment loans are generally lower than unsecured loans.



Collateral

Can anyone tell me what collateral means?

Collateral is security you provide a lender. Giving the lender collateral means that you pledge an asset (e.g., your car) to the lender with the agreement that the lender can take and sell the asset to help repay the loan if you do not make payments as agreed.

Generally you are still responsible for the remaining loan balance and other costs (e.g., fees and interest) if the collateral is not enough to repay your loan. For example, if you do not make your car payments, the lender can repossess (take away) the car and sell it. You will have to pay any difference between how much the car sells for and what you owe (i.e., the loan balance and other costs).

Unsecured Installment Loans

An *unsecured installment loan* is a loan that is not secured by collateral. An example of an unsecured installment loan is a

student loan.

Interest rates on unsecured installment loans are generally higher than secured loans. Lenders might also have stricter credit requirements since there is no collateral to collect if the borrower does not pay.



Refer students to Loan Tips on page 10 in their Participant Guide.

Loan Tips

When looking for a loan:

- Shop around. Compare offers.
- Beware of companies and websites that charge high rates and application fees. Look for hidden charges.



What questions do you have about secured and unsecured installment loans?



Activity 1: Cost of Installment Loans

Activity 1: Cost of Installment Loans

There are several questions to keep in mind when looking at installment loans:

- What is the annual percentage rate (APR)?
- Is the loan based on a fixed or variable rate?
- What finance charges will apply?

Complete Activity 1 in your Participant Guide
– Read the scenarios
– Identify the term being described

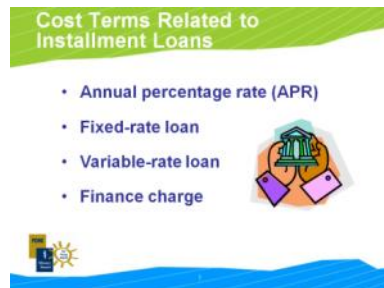


Slide 6: Activity 1
Refer students to Activity 1: Lending Terms on page 10 in their Participant Guide.

Review the terms (APR, fixed-rate loan, variable-rate loan, and finance charge) with students.

Cost Terms

- **APR:** The cost of borrowing money (expressed as a percentage rate) on a yearly basis. When shopping for the best loan rates, compare the APRs rather than the interest rates because APRs reflect both the interest you are charged and any fees (e.g., loan application



Slide 7: Cost Terms Related to Installment Loans

fees). This is the single most important tool to use when comparing loan offers and advertisements.

- **Fixed-rate loan:** A loan that has an interest rate that stays the same throughout the term of the loan. Most installment loans have fixed rates.
- **Variable-rate loan:** A loan that has an interest rate that might change during any period of the loan, as written in the loan agreement or contract.
- **Finance charge:** The dollar amount the loan will cost, including: interest, service charges, and loan fees.



Now see if you can tell me which term I am describing.

Present the following scenarios to students. After the students have answered, ask them to explain why they chose their answer and how the term is defined in the scenario.

1. Stephanie took out a car loan with a 10 percent interest rate and paid \$100.00 in loan application fees. Which term best describes the annual interest paid and the application fee?

Answer: APR.

2. Michael took out a loan to buy a computer. He must make 24 equal payments over 2 years at 10 percent interest. Which term best describes this type of loan?

Answer: Fixed-rate loan.

3. Kevin took out a loan for a car. He must pay \$3,000.00 in interest, service charges, and loan fees. Which term best describes these costs?

Answer: Finance charges.

10 minutes Loan Approval



The Four Cs of Loan Decision Making

Lenders generally review the Four Cs to decide whether to grant you a loan. The Four Cs are: capacity, capital, character, and collateral.

- **Capacity** refers to your present and future ability to meet your payment obligations. This includes whether you have enough income to pay your bills and other debts.
- **Capital** refers to the value of your assets and your net worth.
- **Character** refers to how you have paid bills or debts in the past. Your credit report is one tool lenders use to consider your willingness to repay your debts.
- **Collateral** refers to property or assets offered to secure the loan.



Slide 8: The Four Cs



Activity 2: Loan Approval



Slide 9: Activity 2

Refer students to Activity 2: Loan Approval on page 12 in their Participant Guide.

Activity 2: Loan Approval

Using the questions in Activity 2, ask one student to play the role of “loan officer” and ask other students to try to apply for a loan. Each student will need to come up with a reason for the loan, loan amount, and reasons why they should be able to qualify for and obtain the loan.

For example, a student may want to get a \$5,000.00 loan to pay for a used car. This student may have a job where he or she makes \$500.00 a month. The loan officer collects this and additional information by asking the list of questions and then deciding whether the loan is approved. After the loan officer has made a decision, facilitate a discussion with the rest of the class about why the decision was made.

When you are applying for a loan, the loan officer may ask the following questions regarding the Four Cs of Lending.

Capacity

- Do you have a job?
- How much money do you make each month?
- What are your monthly expenses?

Capital

- How much money do you have in your checking and savings accounts?
- Do you have investments or other assets (e.g., a car)?

Character

- Have you had credit in the past?
- How many credit accounts do you have?

Collateral

- Do you have assets to secure the loan beyond your capacity to pay it off?

The following characteristics show that a borrower does not have capacity, capital, character, and/or collateral and should not receive a loan:

- Making late payments consistently
- Filing for bankruptcy
- Having property repossessed or foreclosed
- Having a court order requiring a debtor to pay money to the creditor

Do you have what it takes to get a loan?



What questions do you have about the Four Cs?

Refer students to the Borrowing Basics module for more information on the Four Cs.

Now we will talk about a specific type of secured installment loan: car loans.

30 minutes Car Loans



Where to Get Information

There are many decisions you must make before purchasing or leasing a car.



What are some questions you can ask yourself when looking for a car?

Record students' responses on chart paper. Give these answers if students do not provide them:

- *Should I get a new or used car?*
- *Should I lease or buy?*
- *How much can I afford?*



The Federal Trade Commission (FTC) has many publications that can help you answer these questions so you can get a car at the best price. You can download brochures from the FTC's website (listed in the For Further Information section of your Participant Guide), including:

- *Buying a New Car*, which includes tips on how to choose a car, information on negotiating the price, and considerations when financing a car
- *Buying a Used Car*, which includes information explaining different payment options, dealer sales, private sales, and warranties



Slide 10: Car Loans

Other FTC publications include:

- *Financing a Car*
- *Fueling Up*
- *Leasing a Car*
- *Renting a Car*

To save potentially hundreds or even thousands of dollars, it pays to consult these resources before you go car shopping.

The minimum requirements for obtaining a car loan or lease vary. In general, you and/or the co-qualifier must be at least 18 years of age. The lender will want to make sure you have sufficient income to pay the loan. The lender will also check your credit history and want to know how long you have held your present and past jobs and how long you have been at your current residence, and possibly your past residences.

Now we will look at the differences between car loans and car leases.



Car Loans versus Car Leases



- Ownership potential
- Wear and tear
- Monthly payments
- Mileage limitations
- Auto insurance
- Cost



Slide 11: Car Loans versus Car Leases

Car Loans versus Car Leases

There are several factors that you need to consider when deciding between getting a car loan or a car lease, including:

- Ownership potential
- Wear and tear
- Monthly payments
- Mileage limitations
- Auto insurance
- Cost

If you are not able to use the PowerPoint presentation, write these factors on a flip chart for students to view.



Activity 3: Car Loans vs. Car Leases

- Complete Activity 3 in your Participant Guide**
- Review difference between car loans and car leases
 - Perform financing and leasing role plays
 - Car Salesman
 - Teen who wants to buy a car
 - Parent/Guardian



Slide 12: Activity 3

Activity 3: Car Loans versus Car Leases

Turn to Activity 3 on page 14 of your Participant Guide.

Review the differences with the students by highlighting a few of the factors and reading the chart located on pages 49–50. Ask students to read different parts of the chart. After the students have a general overview of the differences between a car loan and a car lease, you can continue on with either Part I or Part II of this activity according to the knowledge and participation levels of your students.

Factors	Car Loans	Car Leases
Ownership potential	<ul style="list-style-type: none"> The car belongs to you and the bank that gave you the loan until you have paid off the loan. Then, the car becomes yours. 	<ul style="list-style-type: none"> You are essentially renting the car from the dealership. The lease is like a rental agreement. You make monthly payments to the dealership for a set number of months. The car does not belong to you. When the lease ends, you have to return the car to the dealership. You may decide to purchase the car at the end of the lease. However, the total cost generally ends up being more than it would have been if you had bought the car.
Wear and tear	<ul style="list-style-type: none"> No additional costs for wear and tear are included in your loan agreement. 	<ul style="list-style-type: none"> Most leases charge you extra money for any damage found at the end of the lease that goes beyond normal wear and tear.
Monthly payments	<ul style="list-style-type: none"> Payments are higher, but you only pay them for a set term. Then, you own the car. 	<ul style="list-style-type: none"> Payments are lower because you are not purchasing the car; the dealership still owns it. As long as you lease a car, you will continue to make monthly payments.
Mileage limitations	<ul style="list-style-type: none"> There are no mileage restrictions. 	<ul style="list-style-type: none"> Leases restrict the number of miles you can drive the car each year. If you exceed the mileage allowed, you have to pay the dealer for each mile over the limit, according to your lease. For example, a dealer may charge you \$.15 for every mile that you drive over 24,000 miles in 2 years. If you drive the car an additional 3,000 miles, you would owe the dealer \$450.00 for those miles.
Auto insurance*	<ul style="list-style-type: none"> It is usually less expensive than auto insurance for leased cars. 	<ul style="list-style-type: none"> It usually costs more if you lease a car than it does if you buy. Most car leases require you to carry higher levels of coverage than purchase agreements

	<ul style="list-style-type: none"> Insurance may cost more during the loan than it will after the loan is repaid because the lender may require more coverage. 	<ul style="list-style-type: none"> do. Some insurance carriers may also consider leasing to be higher risk than purchasing.
Cost	<ul style="list-style-type: none"> Purchasing a car is usually more cost effective if you plan to keep the car long term. However, in the short term, the costs will probably be greater than a car lease because your total loan amount and monthly payments are likely to be higher. 	<ul style="list-style-type: none"> A lease will probably cost less than a car loan in the short term because your total loan amount and monthly payments are likely to be lower. However, if you exceed the mileage on a leased car and/or decide to buy it outright once your lease has expired, it will end up costing you more.

*Make sure you find out what the requirements are and get a cost estimate from your insurance company before you decide whether to lease or buy. Remember, you need insurance coverage for your car before you can legally drive it away from the dealership.



Part I

If your students do not have any prior knowledge about financing or leasing a car, or are timid about participating, distribute the scripts on pages 51–54 and ask students to read the various characters' parts. The narrator part of the script will ask questions at the end of each skit. Use these questions to facilitate a discussion about the actions of each character.

After each script has been read, facilitate a discussion about what questions should be asked when you are purchasing a car. Correct questions include, but are not limited to:

- How long is the loan term?*
- What is the interest rate on the loan?*

- *What will the monthly payment be?*
- *What other costs are involved in owning a car?*
- *What is the mileage limitation when leasing a car?*
- *How long is the lease term?*
- *What is the purchase price after the lease is up?*

Part II



If your students already have an understanding of car buying and leasing, they may want a more challenging exercise. In this case, ask the students to come up with their own presentation to the class about the car buying process. One group should demonstrate what is involved in leasing a car and the other group can demonstrate what is involved in financing a car.

Your job is to come up with a skit to show the rest of the class an example of someone leasing or financing a car. Roles should include: the car salesman, the teenager wanting to purchase a car, and the parent/guardian for the teenager. Other roles can be added as the groups feel they are necessary. Use the previous chart to identify the benefits, disadvantages, and “sell” points to help the car salesman to convince the teenager to purchase the car. If you are the teenager, use what you have learned in this lesson about loans, loan decision making, and the car buying process.

Allow 10 minutes for students to work on the skits. After each group has presented, ask a student from another group to summarize what the skit was about and the pros and cons of either leasing or financing.

Facilitate a discussion about what questions should be asked when you are purchasing a car. Correct questions include, but are not limited to:

- *How long is the loan term?*
- *What is the interest rate on the loan?*
- *What will the monthly payment be?*

- *What other costs are involved in owning a car?*
- *What is the mileage limitation when leasing a car?*
- *How long is the lease term?*
- *What is the purchase price after the lease is up?*

Financing My First Car

Characters:

- Big Al, the car salesman
- Jasmine
- Rick, Jasmine's father
- Narrator

Narrator: Jasmine and Rick are walking around Big Al's Super Used Cars lot and Big Al approaches them as they are looking at a blue sports car.

Al: Hello there, folks! How can I help you this beautiful afternoon?

Rick: Well, my daughter is looking to buy her first car.

Al (looking at Jasmine): Well alright. What type of car are you looking for?

Jasmine: I'd like a car with satellite radio, a navigation system, air conditioning, sun roof...

Rick (cutting off Jasmine): She wants the best deal you have on the lot...she's paying for this car herself!

Jasmine: Yeah, I know I have to pay for it myself, Dad! I really like this blue one! How much is it?

Al: The sticker here says \$10,000.00... (*Jasmine sighs and frowns.*)...but I think I could drop that down to \$9,250.00.

Jasmine: Well, how much would that be per month?

Al: That depends on the financing. It could be \$200.00 a month for 5 years with no down payment.

Do you have money for a down payment?

Jasmine: Uh, no. I did not realize I would need money for a down payment!

Al: Do you have a job?

Jasmine: Yes, I usually make about \$200.00 a month from babysitting. I do not really have any other expenses, but I do not want to spend everything I make on a car!

Al: I have this nice red car over here. *(Al, Jasmine, and Rick walk toward another car.)* You can finance this one for \$125.00 a month, and then it is yours to own after 6 years.

Jasmine: I can afford that!!

Rick: Remember, you'll need to pay for insurance, maintenance, gas, and everything else that comes along with owning a car...

Jasmine: I really want this one, Dad, and I can afford it!

Al: Step into my office and we can get this little lady her car. *(Al, Jasmine, and Rick walk into Al's office and all sit down.)* Ok, now will you be cosigning this loan for your daughter?

Rick: Yes, she's only 17, so I will be cosigning. *(Turning to his daughter.)* Now you know I expect you to pay the bill on time every month, right? I expect you to be responsible!

Jasmine: Yes, Dad, I know. I'll make sure I have the money to pay for everything...including fuzzy dice!! *(Everyone laughs).*

Narrator: *Jasmine ends up financing the car for \$125.00 per month for 6 years. She does not realize that one reason the payment was lower per month was because the term of the loan was extended—meaning she will pay the loan back over a longer time period. This means that she will pay more in interest than if the term of the loan were shorter. After driving the car for 2 years, Jasmine went to start the car to go to work one morning and it made a funny noise and would not start. It ended up costing \$2,000.00 in repairs! Jasmine was disappointed to find out that the \$500.00 in insurance she paid every year did not cover the repair. Was financing this car the right idea for Jasmine? What should she have looked out for when shopping for a car?*

Leasing My First Car

Characters:

- Big Al, the car salesman
- Todd
- Sharon, Todd's mother
- Narrator

Narrator: *Todd and Sharon are walking around Big Al's Super Used Cars lot and Big Al approaches them as they are looking at a green truck.*

Al: Hello there, folks! How can I help you this beautiful afternoon?

Todd: I want a car!!

Sharon: *(Giving her son a stern look.)* Yes, my son is looking for a car he can purchase.

Todd: No, Mom, I want to *lease* a car. I am going to college in 2 years and I will not be able to take my car on campus. I am just looking for a car for work and to drive to school and stuff until I graduate.

Al: Sounds like you know what you want!

Todd: Yes sir. It will cost me less in the end and I do not want the long-term loan right now. I only plan on driving around town and I will return the car when the lease expires. So how much does this cool truck cost? *(Points to a nearby truck he has been looking at.)*

Al: I can lease that to you for \$200.00 a month. Is that in your price range?

Todd: Wow, that's a lot more than I thought! I do not have a job right now so coming up with \$200.00 a month may be difficult. What if I promise that I will get a job, Mom?

Sharon: You cannot just promise to get a job, Todd! I thought you said you had saved some money from working at the restaurant this summer?

Todd: Yeah, I have money for a down payment and the first few payments, but I will need to find

a job so I can continue to make the monthly payments.

Al: Maybe you need to come back when you have a job and you know that you can afford this nice truck?

Todd: No! I want it now. I told all my friends that I would drive them to the big game next weekend! I know I can find a job in the next few weeks, and I have the money for the down payment and the first month. *(Turns to Sharon.)* Mom, can I please get this truck??

Sharon: It is your decision, but don't forget that your father and I do not want to cover the payments if you cannot make them.

Todd: I know, I know! Ok, I want to get it!!

Al: Alright, just step into my office and we will see what we can do!

Narrator: Sharon leases the car on Todd's behalf. Sharon and Todd agree that Todd is responsible for the payment and all expenses. Todd finds a part-time job; however, he did not realize that gas would be so expensive because he is the one always driving his friends around. Every month he struggles to make the payment. He has to give up buying items like CDs and clothing just so he can make the lease payment. After 2 years, Todd turns the leased car back in to the dealership and realizes that he has paid \$4,800.00 for the car, and now he has nothing to show for it! Was this the right choice for Todd? What could he have done differently?



What questions do you have about the differences between car loans and car leases?

It is important to understand the differences and carefully consider all the costs and benefits before deciding whether to buy or lease. To help you understand the cost of buying a car, let us talk about getting a car loan.



Financing a Car

Getting a car loan is also referred to as financing a car. A car loan can be used to purchase a new or used car. Your car becomes your collateral for the loan, which means the lender will hold the car title until the loan is paid off. The title indicates who owns the car.

Financing a Car

"Getting a car loan" = "Financing a car"

- Car is collateral for the loan
- Lender holds the car title
- Amount you pay depends on the price of the car, the APR, and the length of loan

Slide 13: Financing a Car

If you do not pay off the loan, the bank can take back the car and then sell it to get the remaining loan amount back. New car loan terms typically are for 3 to 7 years and used car loans usually are for 2 to 5 years.

A car loan might be one of your biggest expenses. Therefore, if you decide to purchase a car, you should know exactly how much you are paying for the car and exactly how much you need to borrow.

When shopping for a car, do not negotiate or make a decision based just on the monthly payment, even if the car dealer suggests it. The total amount you will pay depends on the price of the car you negotiate, the APR, and the length of the loan.

You decide to buy a used car and have saved \$2,500.00 from your summer job for a down payment. You find a car you like and the monthly payment is \$225.00 for 60 months with your \$2,500.00 down payment. The tax and registration fee is \$575.00 and the APR is 12.10 percent. With this information, you figure the total cost of the car to be:

Total Cost of a Car

\$225.00 Monthly payment
x 60 Number of payments
\$13,500.00 Total of payments

\$13,500.00 Total of payments
\$2,500.00 Down payment
+ \$575.00 Tax and registration fee
\$16,575.00 Total cost of the car

Slide 14: Total Cost of Car

\$225.00	Monthly payment
x 60	Number of payments
\$13,500.00	Total of payments
\$13,500.00	Total of payments
\$13,500.00	Total of payments
\$2,500.00	Down payment
+ \$575.00	Tax and registration fee
\$16,575.00	Total cost of the car

Now we can figure out how much the loan actually costs by comparing \$16,575.00 to the cost of the car if you were to pay cash. If you pay cash for the car and do not take out a loan, the car dealer tells you he will give you a deal so that the car costs \$12,595.00, plus tax and registration:

$$\$12,595.00 + \$575.00 = \mathbf{\$13,170.00}$$

Now that you know the cost of the car if you paid cash and the cost of a 60-month loan, you can figure out the difference which would be the cost of your loan.



$$\$16,575.00 - \$13,170.00 = \mathbf{\$3,405.00} \text{ (the interest for the loan)}$$

When considering a car loan, be sure to shop around for the best deal before you make a commitment.



Think about the lending terms we have reviewed. What should you use to compare loans for the best buy? *Answer: APR.*



Repayment Terms

After you determine the size of loan you need, try to pick a repayment period that makes sense for you. For example, a \$15,000.00 loan at 4 percent interest for 36 months equals a monthly payment of \$443.00. Stretch the same loan out to 48 months and the monthly payment drops to \$339.00. However, do not make the common mistake of thinking only in terms of monthly payments rather than the total cost of the loan. Extending a loan term will cost you more since you will be paying interest on the loan another year or more.

Be especially cautious before taking an auto loan term of 5 years or more. If you have cash for a down payment and you still have to

take out a 5 to 7 year loan to afford the payments, you are likely trying to buy more car than you can really afford. You will also find that in the later years of the loan you will still be making payments on what will be an older vehicle that may have significant repair and maintenance costs. You may also still owe more on the loan than the trade-in value of the car in 5 or 7 years and that puts you in a difficult financial position.



Slide 15: Where to Obtain Car Loans

Where to Obtain a Car Loan

You can obtain a car loan from:

- Banks/thrifts
- Credit unions
- Finance companies
- Car dealerships



Slide 16: Financing Through Banks and Credit Unions

Financing Through Banks and Credit Unions

The financial institution where you already have an account is a good place to start when you need to finance a car. However, you should still shop around to make sure you are getting the best deal.

Most lenders can pre-approve you for a car loan. This means the financial institution calculates how much money they will lend to you to buy your car. Pre-approvals are typically a free service and you are not required to accept the loan offer from the financial institution.



Slide 17: Financing Through a Car Dealer

Financing Through a Car Dealer

Car dealers may also offer to finance your car loan.

Dealers may offer low loan rates for specific cars. To get the lowest advertised rate, you might have to:

- Make a large down payment
- Agree to a short loan term, usually 3 years or less
- Have an excellent credit history

- Pay additional fees or purchase additional products that are not necessarily reflected in the APR

Remember that a dealer offering a low interest rate is likely to be less willing to negotiate on the price of the car. Therefore, you may find that it is more affordable to negotiate a lower price on the car and finance through your own financial institution than it is to accept the dealer's offer of a low-interest rate loan.



What questions do you have so far?



Activity 4: Beware of Dealer-Lender Relationships

It is important to shop around for the best financing for your car. Dealers will often try to make extra profit through the loan process. A dealer might have business relationships with many different lenders, so when you ask the dealer for financing they might call several lenders.

Activity 4: Beware of Dealer-Lender Relationships



Instead of picking the lender with the best rate for you, some dealers might pick the lender that makes the most profit for the dealership. For referring you and other customers, the lender might pay money to the dealership. Therefore, be aware that financing obtained by the dealer, even if the dealer contacts lenders on your behalf may not be the best deal you can get.

Slide 18: Activity 4
Refer students to Activity 4: Beware of Dealer-Lender Relationships on page 22 in their Participant Guide.

Review the instructions with students. Give students 5 minutes to complete the exercise.

Instructions

- Read the scenario carefully.
- Write down some things that Sam could have done differently.
- Be prepared to explain your answers.

Scenario

Sam assumed the dealer would give him the best deal and did not shop around for a car loan. After all, he was able to negotiate the best price at this dealership: \$6,000.00 for a used pickup truck.

The dealer told Sam that if he paid \$1,000.00 as a down payment, he could get a car loan for 16 percent. Sam accepted the agreement without researching other possibilities.

This is what happened:

- The car dealer called several lenders in the area for Sam.
- Lender A told the dealer that Sam qualified for a \$5,000.00 car loan for as low as 10 percent.
- However, Lender A had an agreement with the dealer stating that for any rate over 10 percent, the lender and the dealer would split the profit. This gives the dealer an incentive to work with Lender A and to charge Sam a high interest rate.
- In this case, the dealer quoted Sam a 16 percent rate.
- The difference between a 16 percent loan and 10 percent loan is \$921.00. That means Sam paid \$921.00 more than he had to pay.
- The dealer and Lender A split the \$921.00.

What could Sam have done differently? *He should have shopped around for car loans before he went to the dealership so he would know if the car dealer was offering him a fair rate.*



Refer students to Auto Financing Tips on page 23 in their Participant Guide.

Auto Financing Tips

Review the tips with student. Answer any questions students may have.

Consider the following auto financing tips when purchasing a car:

- Order a copy of your credit report and correct any errors several months before shopping for a car.
- Shop around for auto financing before going to the dealer.

Get pre-approved for a loan by a bank or credit union.

- Compare APRs from local banks, thrifts, credit unions, websites, and newspapers.
- Make the largest down payment you can. Beware of a low down payment or long repayment plans. The more you borrow and the longer you pay on the loan, the more interest you will pay. And if you have to sell your car in the first few years, you could owe the lender more than the car is worth.
- Consider paying for the tags, title, and taxes separately, rather than financing them. This can reduce the amount of interest you pay.
- Negotiate the best price on the car if you are going to apply for a loan at the dealership. Beware of dealers who insist on asking you how much you can afford to pay every month. These dealers might be trying to make you stretch out the term of the loan to make the loan sound more affordable. However, extending the length of the loan will increase your total cost.
- Be aware of penalties. Some lenders might charge you a *pre-payment penalty* for paying off your loan early.
- Ask whether you will get your deposit back, if required, if you change your mind. If so, get it in writing.
- Be aware that service contracts, credit insurance, extended warranties, and other options are not required and can be costly over the term of the loan. You might be given the option to buy credit insurance to pay off your loan if you should die or become disabled. Before you buy credit insurance consider the cost, and whether it is worthwhile. Check your existing policies to avoid duplicating benefits. Credit insurance is not required by federal law.
- Be careful of ads that promise loans for people with bad credit. These deals often require a higher down payment or have a very high APR.



What questions do you have about car financing?

Once you own your car, you also need to be careful of title loans.



Activity 5: Beware of Car Title Loans

Title loans are short-term (usually 1 month) loans that allow you to use your car as collateral to borrow money. They may sound like a good way to get quick cash, but they can be very costly.

Activity 5: Beware of Car Title Loans

Complete Activity 5 in your
Participant Guide
– Read the scenario
– Answer the question



Let us look at an example of how costly a title loan can be.

Read the scenario. Answer any questions students may have.

Scenario

Michael had \$500.00 in unexpected medical expenses and needed a loan. He saw a television commercial that declared, “If you have a car, you can get a loan.” Michael had a car worth about \$2,500.00, so he decided to apply for the loan.

The finance company Michael saw in the commercial loaned him \$500.00 at 20 percent interest per month. Note that the finance company did not advertise the APR. The finance company took his car title as collateral and Michael kept the car. With a 20 percent monthly interest rate on the \$500.00 loan, Michael owed \$600.00 at the end of the month: the \$500.00 loan plus \$100.00 in interest.

Michael could not repay the \$600.00 at the end of the month. The lender could have repossessed the car. However, the lender gave Michael the option of just paying the \$100.00 interest and gave him until the next month to pay the loan. At the end of the next month, Michael still owed \$600.00 (\$500.00 loan + another \$100.00 in interest) and still could not repay. By the end of one year, Michael had paid \$1,200.00 ($\100.00×12) in interest for his \$500.00 loan. This equates to a loan with a 240 percent APR.

Slide 19: Activity 5
Refer students to Activity 5: Beware of Car Title Loans on page 24 in their Participant Guide.

Finally, Michael received a bonus from work and was able to pay off the \$600.00.

This is an expensive way to borrow money! What could Michael have done differently? *Michael should have looked into alternatives (e.g., an installment loan or possibly even a credit card) that had a much lower APR. This would allow him to pay off the \$500.00 loan sooner and pay much less interest.*



What questions do you have about car title loans?

Now that you know about different car loans, it is time to talk about another kind of loan: a student loan.

30-45 minutes **How to Pay for College**



It is well documented that getting an education will lead you to a path of economic success. Those who complete educational programs after high school, on average, enjoy more job opportunities and earn better salaries than those with less education. Pursuing a college degree can be both time consuming and expensive. However, college graduates usually see a return on their investment and benefit from long-term payoffs (e.g., more career options, better promotion opportunities, higher earnings, and lower unemployment on average). For instance, data collected by the Census Bureau in 2008 shows that bachelor's degree recipients earned on average about \$26,000.00 more than workers with a high school diploma.

Continuing your education beyond high school is a large investment that will need a lot of planning and research. If you are planning to go to a college or university; community college; trade, career, or technical school; or entering the workforce it is never too late to think about how you will pay for your expenses.



How many of you plan to continue education after high school? Ask students to raise their hands if they plan to continue an education after high school. You can use this information to present the rest of the lesson. If there are students who plan on attending trade; career; or technical schools, or will be entering the workforce, make sure you also include statements geared toward those students. This presentation may also open up a discussion about the many options available after high school (e.g., college, art or design schools, and other trade schools; joining the military in which you can receive education benefits; 2-year programs; and entering the workforce).



Financial Aid Overview

- Federal Student Aid (FSA) programs include:
 - Pell grants
 - Student loans
 - College work-study program
- Complete the Free Application for Federal Student Aid (FAFSASM)
- FAFSA is used to calculate your Expected Family Contribution (EFC)

Slide 20: Financial Aid Overview

Financial Aid Overview

Federal Student Aid (FSA) provides more than 150 billion dollars annually to help over 14 million students go to college. Federal student aid programs include Pell grants, student loans, and college work-study programs. Completing the Free Application for Federal Student Aid (FAFSASM) is the first step you need to take to apply for federal student aid. In addition, most states and schools use FAFSA information to award their financial aid.

Inform students they can find out more and complete the FAFSA online at www.fafsa.gov.

Tips to Getting Aid

- Apply early
- Read the instructions
- File electronically
- Complete tax returns
- Complete any additional forms

Slide 21: Tips to Getting Aid

How is the FAFSA used?

The information from your FAFSA is used to calculate your Expected Family Contribution (EFC). The EFC is an index schools use to estimate how much financial aid (grants, loans, or work-study money) you would receive if you were to attend their school.

Tips to Getting Aid

Financial aid administrators and guidance counselors agree that the following tips speed up the aid application process:

- **Apply Early**
Applying early can increase your chances for receiving

nonfederal student aid. State and school deadlines will vary and tend to be early. Check with them to find out their exact deadline dates so you can submit your FAFSA on or before this date.

- **Read the Instructions**

Many questions on the FAFSA are straightforward (e.g., what is your Social Security number?). However, if you do not understand a questions or the information required, there are tools available (e.g., online chat and help text) to assist you if you questions. You can read and complete the questions before entering your information online by downloading the FAFSA on the Web Worksheet at www.fafsa.ed.gov/before012.htm.

- **File Electronically**

Complete and submit your FAFSA online. It is the fastest and most accurate way to apply for student aid.

- **Complete Your Tax Return**

It is recommended that you (and your parents if you are a dependent) complete your tax return, if applicable, before filling out your FAFSA. This will make completing the FAFSA easier because tax information is required. You can estimate your tax information on the FAFSA until your tax return has been completed. After that, you must update your FAFSA online or provide your school with actual tax return information.

- **Complete Any Additional Forms**

Many schools and states rely on the FAFSA as the single application for student aid. However, your school or state may require additional forms. Check with your state agency and the financial aid office at the school you plan to attend to find out if they require additional forms.



What questions do you have about applying for or obtaining financial aid?



Scholarships

- Money for college that you will not be expected to repay
- Designated for students who fit a particular profile
- Avoid scholarship scams by visiting the FTC's website



Slide 22: Scholarships

Scholarships

A scholarship is money for college that you will not be expected to repay. Scholarships are definitely worth seeking!

Scholarships sponsored by colleges are often designated for students who fit a particular profile (i.e., students who are from the college's home state, hold a specified grade point average, enroll in a particular major, or bring special talent (e.g., in athletics or in music)). You will need to check with each college to see what scholarships are available.

Other outside scholarships may be available to students whose parents work for a particular company or to students who are eligible for scholarships sponsored by religious or civic organizations. At the same time, though, be very wary of companies that guarantee or promise you scholarships, grants, or fantastic financial aid packages in exchange for a fee. Many of these are scams, and you will simply lose your money and risk giving your personal information to a potentially unscrupulous business or individual. You can learn more about avoiding scams by visiting the FTC's website:

<http://www.ftc.gov/bcp/menus/consumer/education/scholarships.shtml>.

Potential Grant Programs

- Federal Pell Grants
- Federal Supplemental Educational Opportunity Grant (FSEOG)
- Teacher Education Assistance for College and Higher Education Grant (TEACH Grant)
- Iraq and Afghanistan Service Grant
- Institutional grants



Slide 23: Grants

Potential Grant Programs

Grants, like scholarships, do not have to be repaid and are offered to a variety of students. Let us look at some different grant programs.

Federal Pell Grant

Federal Pell Grants are usually awarded to undergraduate students who have not earned a bachelor's or a professional degree. Pell Grants are considered a foundation of federal financial aid, to which aid from other federal and nonfederal sources might be added.

How much can I get?

The maximum Pell Grant award changes each award year depending on program funding (e.g., the maximum award for the 2010–2011 award year is \$5,500.00). A student attending college year-round (e.g., during summer, fall, and spring terms) could receive as much as two maximum awards in a row during that time period. The amount you receive depends not only on your financial need, but also on your costs to attend school, your status as a full-time or part-time student, and your plans to attend school for a full academic year or less.

If I am eligible, how will I get the Pell Grant money?

Your school can apply Pell Grant funds to your school costs, pay you directly (usually by check), or combine these methods. The school must tell you in writing how much your award will be and how and when you will be paid.

Federal Supplemental Educational Opportunity Grant

The Federal Supplemental Educational Opportunity Grant (FSEOG) program is for undergraduates with exceptional financial need. Pell Grant recipients with the lowest Expected Family Contributions (EFCs) will be considered first for a FSEOG.

How much can I get?

You can receive between \$100.00 and \$4,000.00 a year, depending on when you apply, your financial need, the funding at the school you are attending, and the policies of the financial aid office at your school.

If I am eligible, how will I get the FSEOG money?

If you are eligible, your school will credit your account, pay you directly (usually by check), or combine these methods.

Teacher Education Assistance for College and Higher Education Grant

The Teacher Education Assistance for College and Higher

Education Grant (TEACH Grant) is for students who intend to teach in a public or private elementary or secondary school that serves students from low-income families. You must be enrolled as an undergraduate, post baccalaureate, or a graduate student in a school that participates in the TEACH Grant program and meet certain academic achievements and course requirements to receive a TEACH Grant. Additional conditions may apply.

How much can I get?

You can receive up to \$4,000.00 per year.

If I am eligible, how will I get the TEACH Grant money?

Before receiving TEACH Grant money, you must sign an

“Agreement to Serve.” This agreement specifies:

- The conditions under which the grant will be awarded
- The teaching service requirements
- Your acknowledgment that if you do not meet the teaching service requirements you must repay the grant as a Federal Direct Unsubsidized Loan, with interest accrued from the date the grant funds were disbursed

A TEACH Grant Fact Sheet is available online at:

<http://studentaid.ed.gov/PORTALSWebApp/students/english/TEACH.jsp>.

Iraq and Afghanistan Service Grant

Students who are not eligible for a Pell Grant may be eligible for the Iraq and Afghanistan Service Grant if:

- A parent or guardian was a member of the U.S. Armed Forces and died as a result of service performed in Iraq or Afghanistan after September 11, 2001
- You are under the age of 24, and
- You were enrolled in college (at least part-time) at the time of the parent or guardian’s death

How much can I get?

The grant award is equal to the amount of a maximum Pell Grant for the award year, and the payment is adjusted if you are enrolled

less than full time.

If I am eligible, how will I get the Iraq and Afghanistan Service money?

If you are eligible, your school will credit your account, pay you directly (usually by check), or combine these methods. The school must tell you in writing how much your award will be and how and when you will be paid.

Institutional Grants

Colleges provide institutional grants to help make up the difference between college costs and what a family can be expected to contribute through income, savings, loans, and student earnings.

Other institutional grants, known as merit awards or merit scholarships, are awarded on the basis of academic achievement. Some merit awards are offered only to students whose families demonstrate financial need; others are awarded without regard to a family's finances.

Some grants come with special privileges or obligations. You will want to find out about the types of grants awarded by each college you are considering.



Federal Loan Programs

- Do your homework
- Ask questions
- Compare loans
- Complete the FAFSA



Slide 24: Federal Loan

Federal Loan Programs

If grants and scholarships are not enough to pay for college, you can look into federal loan programs. If you think you need a loan do your homework, ask questions, and compare loans before settling on one. Your state's department of education and the college's financial aid department are good resources when deciding on which type of loan is best for you.

Getting a Federal Student Loan

Like other federal student aid programs, the information from your FAFSA is used to determine the types and amounts of federal

Programs



Slide 25: Federal Loan Programs

student loans you can receive. This means that you first must complete the FAFSA before receiving a federal loan.

Federal loans include:

- Federal Perkins Loans
- Direct Stafford Loans (Direct LoansSM)

Federal Perkins Loan

A Federal Perkins Loan, or Perkins Loan, is a low-interest (5 percent) loan for students with exceptional financial need. If your school participates in the Federal Perkins Loan program, the loan will be made through the school's financial aid office and your school or the school's loan servicer will inform you about your loan eligibility.

Your school is your lender, and the loan is made with government funds. You will have to sign a promissory note (a legally binding document) that lists the conditions under which you are borrowing and the terms under which you agree to repay your loan.

How much can I borrow?

You can borrow up to \$5,500.00 for each year of undergraduate study (the total you can borrow as an undergraduate is \$27,500.00). For graduate studies, you can borrow up to \$8,000.00 per year (the total you can borrow as a graduate is \$60,000.00, which includes amounts borrowed as an undergraduate). The amount you receive depends on when you apply for the loan, your financial need, and the funding level at the school. Your school will either pay you directly (usually by check) or apply your loan to your school charges.

Other than interest, is there a charge for this loan?

No, there are no other charges. However, if you skip a payment, if your payment is late, or if you make less than a full payment, you might have to pay a late charge and collection costs.

Direct Stafford Loans (Direct LoansSM)

Direct Loans, from the William D. Ford Federal Direct Loan (Direct Loan) program, are low-interest loans for eligible students to borrow directly from the U.S. Department of Education at participating schools. There are several types of Direct Loans:

- **Direct Subsidized Loans:** You are not charged interest while you are in school (at least half-time) and during grace periods and deferment periods.
- **Direct Unsubsidized Loans:** Interest is charged and accumulates on an unsubsidized loan from the time it is first paid out. You have the option to pay the interest on your unsubsidized loan while you are in school.
- **Direct PLUS Loans:** These loans are for parents of dependent students and graduate and professional degree students. Interest is charged during all periods, beginning on the date the loan is first disbursed.
- **Direct Consolidation Loans:** These loans combine federal education loan debts into a single loan.

How much can I borrow?

The maximum amount you can borrow ranges from \$5,500.00 per year for a dependent freshman to \$20,000.00 per year for a graduate or professional degree student. However, the actual amount you are eligible to receive each year is determined by your school and may be less than the maximum amount. There are also limits on the total amount of your loan debt.

Direct PLUS borrowers have no set limits, but cannot borrow more than the total education expenses minus any other financial aid received (e.g., a Direct Subsidized or Unsubsidized Loan). The school will determine the actual amount a parent or graduate/professional degree student can borrow.

Other than interest, is there a charge for this loan?

Yes. In addition to interest, you pay a loan fee that is a percentage

of the principal amount of the loan. The fee is deducted before you receive any loan money, so the loan amount you actually receive will be less than the amount you have to repay.



Repaying Your Federal Loan

After you graduate, leave school, or drop below half-time enrollment you have a period of time before you must begin repayment. This period of time is called the “grace period.” Your loan servicer will notify you when you have to start making loan payments.

Repaying Your Federal Loan

- After you graduate, leave school, or drop below half-time enrollment you have a “grace period” before you must repay your loan:
 - Federal Perkins Loan: 9 months
 - Federal Direct Stafford Loan: 6 months
 - Direct PLUS Loan: no grace period

Slide 26: Repay Your Loan

The “grace period” for each loan type will generally be:

- Nine months for Federal Perkins Loans
- Six months for a Federal Direct Stafford Loan
- There is no grace period for a Direct PLUS Loan

Repayment begins 60 days after the loan money is fully disbursed. In some cases, PLUS borrowers may be able to postpone repayment with the loan servicer.

It is very important to make your full loan payment according to your repayment schedule. If you do not, you could end up in default, which has serious consequences (e.g., your credit report will be damaged and the ability to obtain new credit or even qualify for certain jobs may be jeopardized). Student loans are real loans—just as real as car loans or mortgages—and you have to pay them back.

Therefore, do not borrow more than you need for school-related expenses that are not covered by grants, scholarships, or other sources. Tell your student finance aid office if you do not need to borrow all the money that you are eligible to borrow. The less money you borrow, the less you will have to pay in interest—and you will be able to enjoy more of your income once you graduate without having to worry about paying back as much debt!

Managing Your Student Loan Payments

You will have several types of repayment plans to choose from to



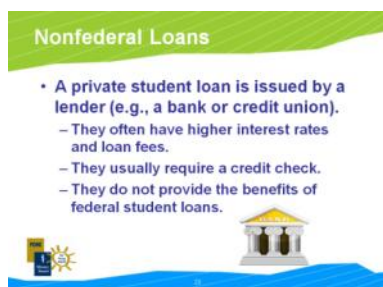
Slide 27: Managing Your Student Loan Payments

help you manage your federal student loans. You can also explore other options to manage your student loan payments after graduation (e.g., loan consolidation). Be sure to fully research the pros and cons of consolidation before signing any paperwork.

Student loan consolidation can be used to:

- Reduce your monthly student loan payment. However, like a car loan, extending the years of repayment increases the total amount you have to repay.
- Simplify your finances by making one payment per month.

The U.S. Department of Education's National Student Loan Data System (NSLDSSM) provides information on any federal loans you receive. However, NSLDS does not include information on any private loans you may receive. You can access NSLDS at www.nsls.ed.gov.



Slide 28: Nonfederal Loans

Nonfederal loans

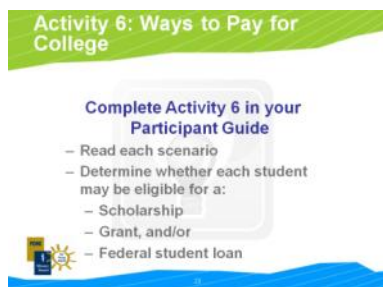
There are also private, nonfederal loans available to you. A private student loan is issued by a lender (e.g., a bank or credit union). Private student loans differ from federal loans in that they often have higher interest rates and loan fees, usually require a credit check, and do not provide the benefits of federal student loans.

Federal student loans also offer borrowers many benefits not typically found in private loans, including:

- Low fixed interest rates
- Cancellations for certain employment
- Deferment (postponement) options

For these reasons, you and your parents should always exhaust federal student loan options before considering a private loan.

You should also fully understand the pros and cons of any loan product.

**Activity 6: Ways to Pay for College**

Slide 29: Activity 6
Refer students to Activity 6: Ways to Pay for College on page 34 in their Participant Guide.

Activity 6: Ways to Pay for College

Now that you have learned about several ways to pay for college, read each scenario and determine whether each student may be eligible for a scholarship, grant, and/or federal student loan.

Scenario 1

Grace wants to go to a fashion design school when she graduates from high school. She has checked out a school near where she lives, and there are a few schools that offer programs online. These options would save on room and board costs, but she would still need to determine how she could pay the tuition. She makes average grades and her parents have a moderate income.

Answer: Federal student loan. Grace may have less of a chance in receiving a scholarship since her grades are average and she may not be eligible to receive any grant many because her parents make a moderate income.

Scenario 2

Todd comes from a low-income family, so he knows his parents will not be able to help him with college costs. He has been trying to work and save for school. He does well in school and has a fairly high grade point average.

Answer: Todd may likely qualify for a federal grant based on his financial need. He may even be able to qualify for a scholarship since he does well academically. He could also apply for a student loan if he needed additional money to cover his college expenses.

Scenario 3

Ramón's parents are from Peru, but Ramón was born in the U.S. and dreams of going to college (preferably in-state) and working for NASA. He is not sure how he is going to pay for college, but he has a 4.0 grade point average and he is one of the top soccer players at his school and in his district.

Answer: Ramón would likely qualify for academic and athletic scholarships. He may also qualify for grants. He could also apply for a student loan if he needed additional money to cover his

college expenses.



What questions do you have about scholarships, grants, and loans?

College costs are increasing every year and if student loans are not enough, here are several other ways you may be able to pay for school.



Federal Work-Study Program

The Federal Work-Study (FWS) program provides part-time jobs for undergraduate and graduate students who need financial assistance to help pay for education expenses. The program encourages community service work and work related to the recipient's course of study.

Federal Work-Study Program

- Provides part-time jobs for undergraduate and graduate students who need financial assistance
- Jobs: usually with your school; may be with private nonprofit organization or a public agency



Slide 30: Federal Work-Study Program

Will I be paid the same as I would in any other job?

You will be paid by the hour if you are an undergraduate. No FWS student may be paid by commission or fee. Your school must pay you directly (unless you direct otherwise) and at least monthly. Wages for the program must equal at least the current federal minimum wage. The wages may be higher depending on the type of work you do and the skills required. The amount you earn cannot exceed your total FWS award. When assigning work hours, your employer or financial aid administrator will consider your award amount, your class schedule, and your academic progress.

What kinds of FWS jobs are there?

You will usually work for your school. If you work off campus, your employer will usually be a private nonprofit organization or a public agency and the work performed must be in the public interest.

Your school may also have agreements with private for-profit employers. This type of work-study must be relevant to your course of study (to the maximum extent possible). If you attend a career school, there might be further restrictions on the jobs you can be assigned.

Other Ways to Help Offset the Costs of College

What are other ways to pay for college or keep college costs down?

If students do not mention, add the following recommendations:

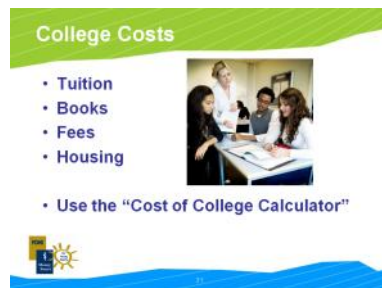
- *Take accelerated classes that allow you to complete a semester's worth of material in a shorter time period.*
- *Take general education requirements at a local community college to cut down on tuition and room and board costs. Credits earned at a community college can then be transferred to a 4-year school.*
- *Attend a tuition-free school; however, you will have to work while you attend class:*
 - *New York: The Cooper Union; The Webb Institute*
 - *Kentucky: Berea College; Alice Lloyd College*
 - *Missouri: College of the Ozarks*
- *Look for schools that offer locked-in tuition rates so that you are guaranteed the same tuition each year.*
- *Look for loans in your field of study. You may be eligible to have part of or all of your student loan balance canceled if you get a job in that field. For example, you may qualify for loan forgiveness on your U.S. Department of Education loans if you teach full-time for 5 years at a school or educational service agency serving low-income families, or after you have made 120 payments on a federal loan while employed in certain public service jobs (note: additional conditions apply).*
- *Determine whether your parents can borrow against their home or retirement account. Parents who do not qualify for a tax deduction on loans for higher education may want to consider using a home equity loan if they qualify for a tax break on the interest. You will need to sit down with your parents to discuss this option.*



Record student responses on chart paper.



What questions do you have about work-study programs and other ways of paying for college?



Slide 31: College Costs

College Costs

When deciding on how to pay for college, tuition is not the only thing you will need to consider. There are many other costs (e.g., books, fees, and housing) that add up to a significant amount of money.

The cost of the college should be considered along with the academic programs of a school. College comparison shopping should include options (e.g., comparing 2-year community colleges and schools close to home with other 4-year colleges) that can help save on room and board.



Refer students to The Cost of College Calculator on page 37 in their Participant Guide.

The Cost of College Calculator

The Cost of College Calculator will help you determine your expenses and estimate your total available income for college. You will need to consider all of your resources and the total cost of your education.

Even if you do not plan on attending college, this worksheet will give you an idea about the costs you will have after high school whether you are moving to your own apartment, buying a car, or taking other steps for completing your education beyond high school. Take a moment to review the worksheet. Is there anything that surprises you? What other things might you include that are not listed on the worksheet?

You can complete the worksheet after class. Some of the categories are broken down so that you can estimate the total cost. When you have finished entering your estimates, add together all of the numbers in the Expense column and all of the numbers in

the Income column. Then subtract the expenses from the income to determine whether you have enough income to cover the expenses.

Explain that students should take this worksheet home and sit down with their parents/guardians to get a better idea of how much college will cost. Each of the financial aid programs are explained throughout the rest of the module if they have questions about acronyms.

Cost of College Calculator

Expenses		Income	
Education	\$	Family Contribution	\$
Tuition		Parents	
Books		You	
Fees		Friends/Relatives	
Supplies			
Transportation	\$	Financial Assistance	\$
Bus/Air/Train		Summer Job Savings	
Car Payment		Other Savings	
Car Repair/Insurance			
Fuel Costs			
Housing	\$	Financial Aid Grants	\$
Mortgage		Pell	
Dormitory/Rent		FSEOG	
Utilities		Iraq & Afghanistan Service	
		Grant	
		Teacher Education Assistance	
		for College	
Telephone		Institutional	
		State	
Food	\$	Federal Loans	\$
Room & Board Plan		Federal Perkins	
		Direct Stafford (Subsidized)	
Groceries		Direct Stafford (Unsubsidized)	

		Direct PLUS (parents and graduate or professional students)	
Health	\$	Other Loans	\$
Insurance		Other	
Doctor/Prescriptions		State	
Personal/Miscellaneous	\$	Employment	\$
Laundry/Cleaning		Federal Work-Study	
Drug Store Items		Institutional	
Clothing		Off-Campus	
Entertainment	\$	Scholarships	\$
In-School Interest	\$	Other Income/Resources	\$
Direct Unsubsidized Loan			
Emergencies	\$		
Other Expenses	\$		
Credit Card Payment			
Total Expenses	\$	Total Income	\$

Income – Expenses = \$ _____ Your Balance



What questions do you have about how to calculate college costs? Remember that there are many costs aside from just tuition.

Visit www.studentaid.ed.gov for more resources relating to college, financing, and student aid.



What final questions do you have?

Let us review what you have learned.



5 minutes Module Summary



Module Summary



Slide 32: Module Summary

Module Summary

Congratulations! You learned about:

- Secured and unsecured loans
- The Four Cs of loan decisions
- Car loans and auto financing
- Some of the ways to finance a college education



Slide 33: Module Summary

Review what was covered in the module, and student expectations listed at the beginning, to make sure all student questions have been covered.

Share or have students read the comic strip on slide 32 or page 39 of their Participant Guide. Facilitate a discussion about what Todd and Ramón have learned (e.g., what is involved in taking out and paying back a loan). Discuss what other information students have learned (e.g., about installment loans, financing or leasing a car, grants, scholarships, and other ways of paying for college).

Have students complete the Knowledge Check and answer any final questions they have.

Now turn to page 40 in your Participant Guide. Complete the Knowledge Check and see what you have learned today.

What final questions do you have?

Congratulations! You have completed the *Paying for College and Cars* module. We have covered a lot of information today about financing two big goals. You learned about:

- Secured and unsecured loans
- The Four Cs of loan decisions
- Car loans and auto financing
- Some of the ways to finance a college education

You now know what to consider when shopping for these loans.



Knowledge Check

1. What is an unsecured loan?
 - a. A loan where the borrower offers collateral for the loan
 - b. A loan where no collateral is needed**
 - c. A low interest-rate loan
 - d. A loan that can be approved quickly

2. Who holds the car title (or owns the car) while you are making loan payments?
 - a. You
 - b. A parent or guardian who cosigns the loan
 - c. The lender**
 - d. The car dealership

3. Select all that apply. If you lease a car, you may pay extra for:
 - a. Wear and tear
 - b. Insurance
 - c. Mileage
 - d. All of the above**

4. What are some ways to help reduce the costs of education after high school?
 - a. Choose a tuition-free school or one with lower tuition costs
 - b. Apply for student loans
 - c. Apply for grants, scholarships, or work-study programs
 - d. All of the above**

5. What are the benefits of an unsecured installment loan?
Select all that apply.
- a. **Fast approval times**
 - b. Lower interest rates than secured loans
 - c. **Lower interest rates than other types of unsecured loans (e.g., credit cards)**
 - d. More lenient credit requirements than secured loans
6. Which of the following is an example of a secured installment loan?
- a. **Auto loan**
 - b. Education loan
 - c. Credit card
 - d. Medical expenses
7. _____ is the cost of borrowing money on a yearly basis?
- a. **APR**
 - b. Finance charge
 - c. Collateral
 - d. Interest
8. Which of the following Four Cs refers to your present and future ability to meet your payment obligations?
- a. **Capacity**
 - b. Capital
 - c. Character
 - d. Collateral
9. What can you do to get the best car loan rate for you and pay less interest? Select all that apply.
- a. **Make a large down payment**
 - b. Agree to a longer term loan (e.g., 5 years or more)
 - c. **Shop for the best rates**
 - d. Pay additional fees or purchase additional products to lower the rates

10. Before signing any loan paperwork, you should:
- a. Make sure you can afford the monthly payment
 - b. Read the agreement and ask questions
 - c. Look for hidden fees and charges
 - d. All of the above**
11. You are not required to pay back which of the following?
Select all that apply.
- a. Scholarships**
 - b. Grants**
 - c. Federal student loans
 - d. Work-study earnings**
12. Which of the following might you receive if you are in exceptional financial need?
- a. Federal Perkins Loan
 - b. TEACH Grant
 - c. Federal Supplemental Educational Opportunity Grant (FSEOG)**
 - d. Nonfederal loan
13. What is Expected Family Contribution?
- a. How much money you and your family plan to contribute toward your education
 - b. An estimation of your (or your parent's) income to be used for upcoming tax returns
 - c. The time prior to when you need to make repayments on your loan
 - d. An index used to estimate how much financial aid you will receive**

14. What is collateral?

- a. A loan that is repaid in equal monthly payments or installments for a specific period
- b. **Security (or an asset) you promise to a lender if you do not pay back the loan**
- c. The dollar amount the loan will cost, including: interest, service charges, and loan fees
- d. The value of your assets and your net worth

Glossary

Annual Percentage Rate (APR): A measure of the cost of your loan expressed as a yearly percentage rate.

Capacity: One of the Four Cs of loan decision-making; capacity is your present and future ability to meet your payment obligations.

Capital: One of the Four Cs of loan decision-making; capital refers to the value of your assets and your net worth.

Car Lease: An agreement between you and the car dealer, manufacturer, or other company that allows you to essentially rent the car for a period of time.

Car Title: A legal document that indicates who owns the car.

Character: One of the Four Cs of loan decision-making; character refers to how you have paid bills or debts in the past.

Collateral: One of the Four Cs of loan-decision making; collateral is a piece of property or an asset that you promise to give to the bank if you cannot pay back the loan.

Default: Failure to repay a loan according to the terms agreed to when you signed your promissory note.

Deferment: A temporary suspension of a borrower's monthly loan payment.

Disbursement: Payment of loan money made to you.

Equity: The value of your home (or other asset) minus the debt.

Expected Family Contribution (EFC): A number used by your school to determine your eligibility for federal student financial aid.

FAFSA (Free Application for Federal Student Aid): An application for federal student financial aid (e.g., Pell grants, student loans, and college work-study programs).

Finance Charge: The dollar amount (including interest, service charges, and loan fees) the loan will cost you.

Fixed-Rate Loan: A loan with an interest rate that stays the same throughout the term of the loan.

Grace Period: The time between when you graduate, leave school, or drop below half-time enrollment and when you must make payments on your student loan.

Grants: Money for college that you are not expected to repay.

Installment Loan: A loan that is repaid in equal monthly payments, or installments, for a specific period of time, usually several years.

Loan Pre-Approval: Loan pre-approval occurs when a financial institution calculates how much money you can borrow.

Loan Servicer: An entity designated to track and collect a loan.

Participation Fee: Money that some dealers and finance companies might charge you to get a low interest rate.

Principal Amount: The amount of money borrowed. Interest is charged on this amount.

Scholarship: Money for college that you will not be expected to repay. Scholarships sponsored by colleges are often designated for students who satisfy certain criteria or other factors.

Secured Loan: A loan secured guaranteed by collateral.

Title Loan: A short-term (usually 1 month) loan that allows you to use your car as collateral to obtain money.

Unsecured Loan: A loan that is not secured by collateral.

Variable-Rate Loan: A loan with an interest rate that might change during the period of the loan.

For Further Information

Federal Deposit Insurance Corporation (FDIC)

www.fdic.gov/consumer

1-877-ASK-FDIC (275-3342)

Visit the FDIC's website for additional information and resources on consumer issues. For example, every issue of the quarterly *FDIC Consumer News* provides practical hints and guidance on how to become a smarter, safer user of financial services. Also, the FDIC's Consumer Response Center is responsible for:

- Investigating all types of consumer complaints about FDIC-supervised institutions
- Responding to consumer inquiries about consumer laws and regulations and banking practices

U.S. Financial Literacy and Education Commission

www.mymoney.gov

1-888-My-Money (696-6639)

MyMoney.gov is the U.S. Government's website dedicated to teaching all Americans about financial education. Whether you are planning to buy a home, balance your checkbook, or invest in your 401k the resources on MyMoney.gov can help you. Throughout the site you will find important information from federal agencies.

Federal Consumer Information Center

www.pueblo.gsa.gov

1-800-688-9889

The Federal Consumer Information Center (FCIC) provides free online consumer information to help the public. The FCIC produces the Consumer Action Handbook, which is designed to help citizens find the best sources for assistance with their consumer problems and questions.

Federal Trade Commission

www.ftc.gov/credit

1-877-FTC-HELP (382-4357)

The Federal Trade Commission (FTC) website offers practical information on a variety of consumer topics, including privacy, credit, and identity theft. The FTC also provides guidance and information on how to select a credit counselor.

Department of Education

www.studentaid.ed.gov

The Department of Education provides information relating to college, financing, and student aid. For other education-related resources:

- Complete the FAFSA online at www.fafsa.ed.gov/
- Find out more about scholarships at www.ftc.gov/bcp/menus/consumer/education/scholarships.shtm
- For more information on federal loan programs, visit <http://studentaid.ed.gov>